

Charlotte's Web

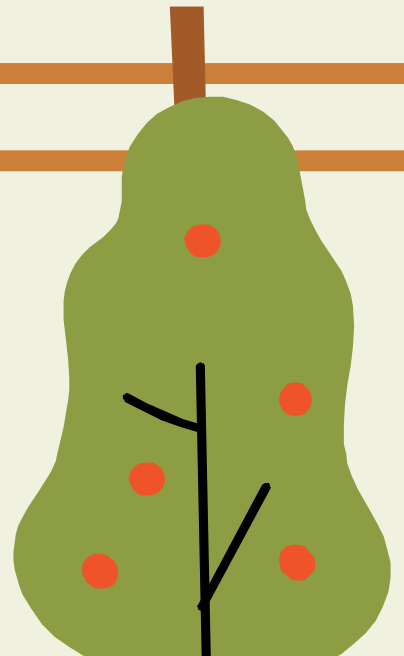




A Study Guide for Charlotte's Web



Lewis Family Playhouse presents
Inland Valley Repertory Theatre for
Young Audiences' Production of
Charlotte's Web



Goals for this Study Guide

| | |
|-------------|---|
| Learn | A basic understanding of theatre |
| Develop | An understanding of Charlotte's Web story |
| Explore | Parts of theatre whether performing or backstage |
| Incorporate | Use Charlotte web activities across several different subject |

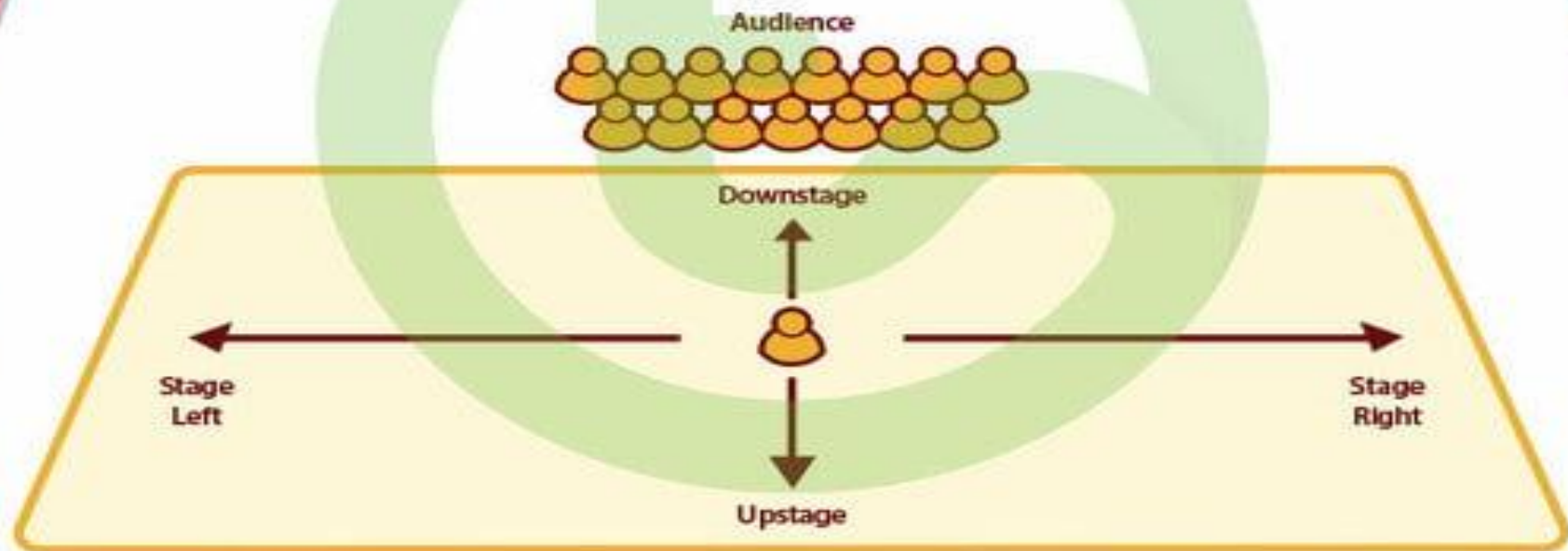
Featured: Lessons in Social Studies, STEM, ELA, S.E.L and links to several activities as well as lesson plans

What is a theater?

A theater is a place where people perform and view performing arts performances!



BASIC STAGE DIRECTIONS



Who makes a performance?

Performers: People who are creating the performance onstage

Director: Person who decides what happens onstage

Stage Manager: Person who communicates between performers and directors and calls the technical cues

Costume Designer: Person who creates the costumes worn onstage



Director



Performers



Costume Designer



Stage
Manager

What is Lewis Family Playhouse

Lewis Family Playhouse is a theater located in Rancho Cucamonga

This theater has 560 seats

Alongside Charlotte's Web, Lewis Family Playhouse is also presenting Sound of Music in March!



Inland Valley Repertory Theatre

Inland Valley Repertory Theatre Company (IVRT) was founded in 1990, by Frank & Donna Marie Minano, with the goals of presenting high quality local theatrical productions to promote the talents of aspiring actors of all ages



Charlotte's Web

Charlotte's Web is a play written by Joseph Robinette that is based off of the book by E.B White. The book has also been adapted into feature films and has won many away including a Newbery Award

Charlotte's Web follows a pig named Wilbur whose life is saved by a spider named Charlotte in a miraculous way!



Main Characters

Wilbur

Wilbur is our main protagonist. He is gentle, playful, curious, and at times naive, anxious, and worrisome. He is the runt of the litter and always looking for a friend by his side.



Main Characters

Charlotte

Charlotte is a barn spider who is loving, caring, creative, clever, and talented. Charlotte immediately comes to Wilbur's aide and saves his life as well as providing a close friend to Wilbur.



Main Characters

Fern

Fern is a young girl who lives next to her uncle's farm. She saves Wilbur from being slaughtered as a baby and takes care of him as a pet. She is kind, caring, compassionate, and stubborn.



Main Characters

Templeton

Templeton is a rat who lives on the barn he is selfish, cunning, opportunistic, and sneaky. He is only willing to be helpful when it is also beneficial to him.



Setting

Charlotte's Web takes place at a farm in the Northeastern state of Maine



Farm in Maine



The state of Maine Mini Social Studies Lesson

A mini Social studies lesson on the state of Maine!

<https://docs.google.com/presentation/d/1LCd0EhT3ROT7PHfnkTLxDtLDBgrqvq5dbpdFrKQNATs/edit?usp=sharing>



Lighthouses of Maine

Maine

Social Studies

Pine Tree State

Learning about Farm

Attached is a lesson for students to learn more about farms. This is a great introduction lesson for the play and is a STEM lesson!

https://docs.google.com/presentation/d/1pzy9c7g0ZtF0ytBFN_UMGKPMq1E0XHJe8hVglq7U5ro/edit?usp=sharing

Learning about Farms



The background is a light green color with several stylized trees. The trees have dark green foliage and black trunks. Some trees have red dots scattered on their foliage. There are also several white circles of varying sizes scattered across the background. The text "VAPA Activities" is centered in a bold, rounded, dark green font. Below it, the text "Visual and Performing Arts" is centered in a smaller, white, sans-serif font.

VAPA Activities

Visual and Performing Arts

Paper Mache Wilbur Activity

[Paper Mache Wilbur.docx](#)

Students have the opportunity to create their own Wilbur with a few simple supplies! Students will use balloons, felt, dixie cups, pipe cleaner, and paint to create a paper mache Wilbur the pig. They will inflate the balloons, use newspaper strips and glue to cover the balloon. Once dry they will paint the pig pink, attach the cups as feet and a snout, attach felt ears, a pipe cleaner curly tail, and googly eyes to create your Wilbur!



Make Your Own Charlotte

[Make your own Charlotte lesson plan.docx](#)

Using foam spheres, pipe cleaner, googly eyes, paint, and pompoms students can create a Charlotte spider! First they will paint their foam spheres black, then when dry attach a black pom pom to act as a face. Attach 8 black pipe cleaners to the foam sphere and 8 googly eyes to the pompom and students will have their own Charlotte!



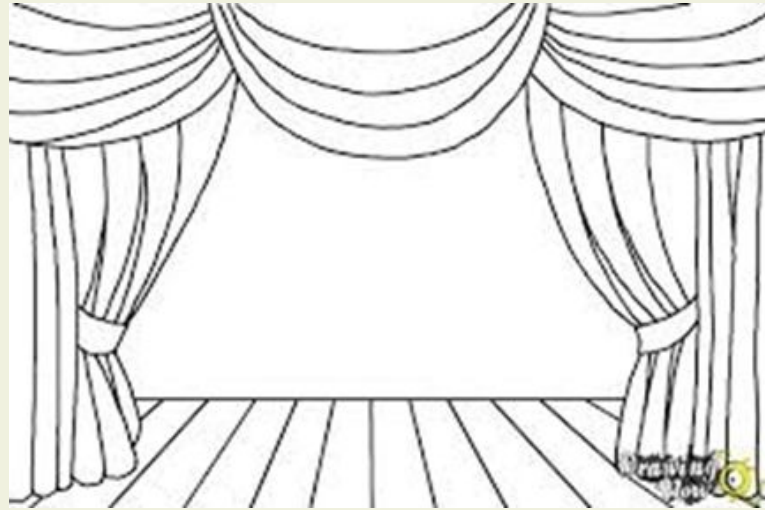
Spider Web Art



This art project will let students make their own spider webs just like Charlotte! This project will have students wrap three or four pipe cleaners, two will make a cross and one or two will go wrap in diagonals around the cross pipe cleaners. Students can then glue or tie strings going across the pipe cleaners to create a web. Within the web students can add their own words inside inspired from Charlotte's Web so that they have their own webs!

[Spider Web Art lesson plan.docx](#)

Set Design Charlotte's Web




Students get to set design a set for their version of the play Charlotte's Web! Students will be provided a worksheet with a blank stage on it and can draw and color their set onto the blank stage!

[Set design lesson plan.docx](#)

Dance like a Farm Animal Activity

This dance and physical education activity has students improv movement as animal characters. Put on some music and shout a farm animal from the book and dance it out like one of the animals would!

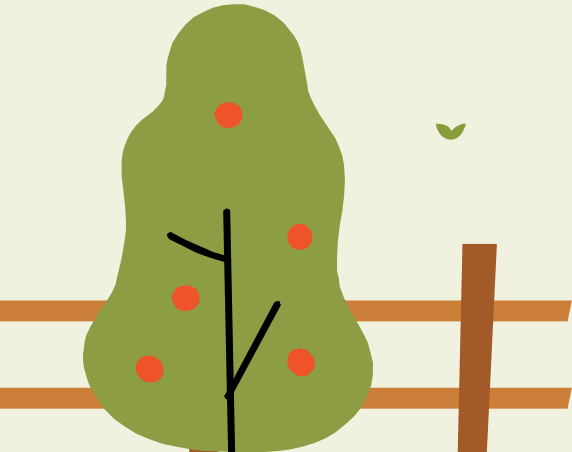
[Dance like an animal project.docx](#)



Charlotte's Spinning Webs Dance Activity

[Charlotte's spinning webs dance activity .docx](#)

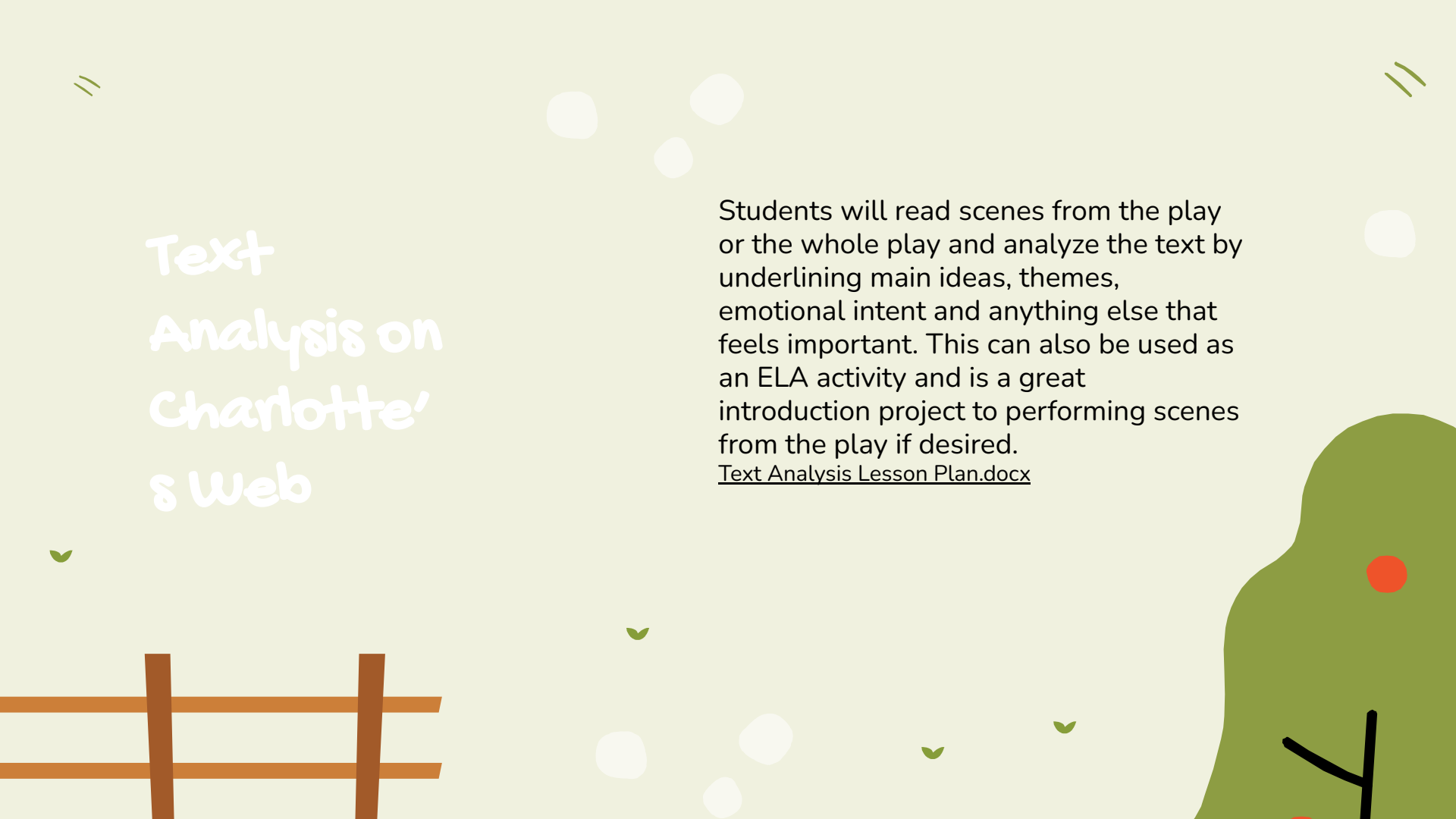
This dance and physical education activity is inspired directly from the Charlotte's Web stage production. Music can be played or students and educator can sing the songs from the play and embody themselves as Charlotte creating her webs for Wilbur!



Charlotte's Web Playlist

This playlist can be used with the dance activity or just for fun! It includes interactive music as well as music from some of the Charlotte's Web films!


[Charlotte's Web Playlist.docx](#)



Text Analysis on Charlotte's Web

Students will read scenes from the play or the whole play and analyze the text by underlining main ideas, themes, emotional intent and anything else that feels important. This can also be used as an ELA activity and is a great introduction project to performing scenes from the play if desired.

[Text Analysis Lesson Plan.docx](#)



Character Analysis

[Character analysis Lesson Plan .docx](#)

This lesson can be used as a performing arts project as well as an ELA project and is perfect for young students to get introduced to character analysis. Students will fold a piece of printer paper into 6 or more boxes and then write their character's name in the first box and then where the character is from in the second box. Students will then label each box with scene numbers their character is in and for each scene describe who interacts with their character, what their character is feeling, and what their character's goal is. This can be repeated until every scene their character is in is completed and can be used with the performance activity.

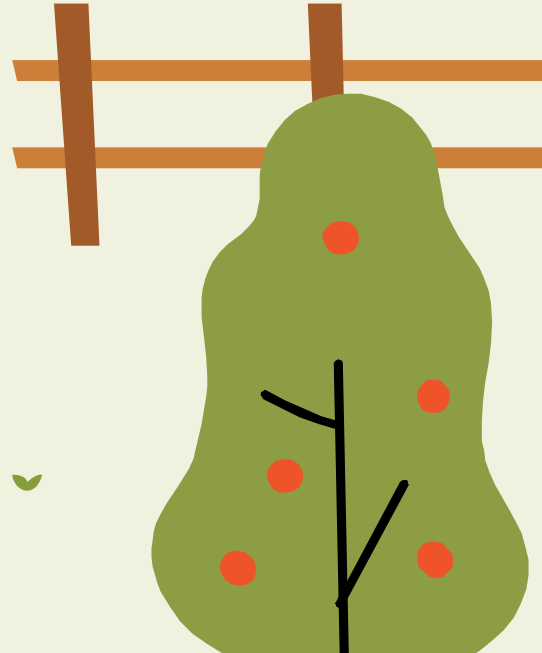
Performing Charlotte's Web

[Performing Charlotte's Web.docx](#)

Students can perform their own Charlotte's Web performance. It can be scenes or the whole play and can be just for class or for other peers or family. Students can be cast in tech and performance roles and perform in whatever capacity is desired and rehearsed for however long is desired. This is a great activity to build self confidence and public speaking skills!





ELA Activities



What's the Meaning?

In this ELA activity either after or during watching or reading Charlotte's Web students will write down words they don't know the meaning of. They will use context clues to guess what the word might mean and then as a class it can be determined what the actual definition is. If desired the students can make an art collage out of the words they learn!

[Defining words ELA lesson plan.docx](#)



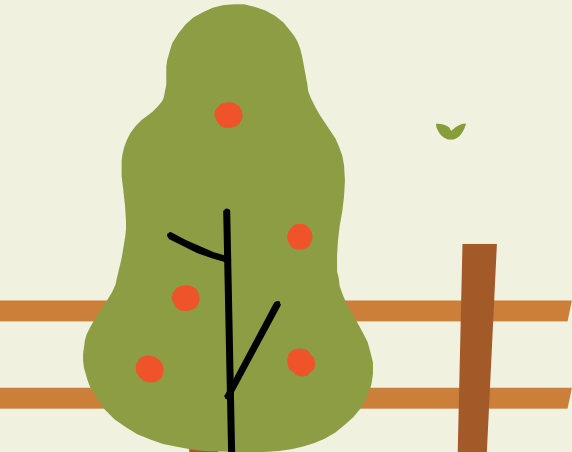
Critiquing the Performance

[ELA Opinion Piece Lesson Plan.docx](#)

This ELA lesson has students forming their own critique on IVRT's production of *Charlotte's Web*. Students can write about what they liked, disliked, or what they would have done with the play if they were directing this performance. Have students put their reasons why as well. This can also cover theatre standards and gives students an opportunity to express their personal opinions.



STEM Activities





Charlotte's Spider Hatchlings

[Spider Hatchlings Stem Activity.docx](#)

In this activity students will use dixie cups, pipe cleaners, yarn, tape, and coffee filters to do a science project on Charlotte's spider babies that take flight when hatched. Attach pipe cleaners to the dixie cup to be spider legs and add eyes if desired. Then use four strings to attach the completed cup to a coffee filter. These cups can then be dropped from a heights so students can watch them fly. You can students about how weight or wind might affect their spider's flight!



Math Quiz on the farm

[Charlotte's Web math quiz.docx](#)

This math lesson is a math quiz with word problems for students based off of Charlotte's Web!



MATH

Design a Barn for Wilbur

This STEM activity has students use a Wilbur the pig paper cut out, popsicle sticks, construction paper, tape or glue, and scissors. Additional materials can be used if desired and students will make their own barn. The catch is students have to problem solve and plan to make sure that their Wilbur cutout can fit in the barn!

[Design a barn for Wilbur Lesson Plan.docx](#)



S.E.L Activity

Social Emotional Learning

The ZONES of Regulation

| | | | |
|--|---|---|---|
|  |  |  |  |
| Blue Zone Sad Bored Tired Sick | Green Zone Happy Focused Calm Proud | Yellow Zone Worried Frustrated Silly Excited | Red Zone overjoyed/Elated Panicked Angry Terrified |

S.E.L Activity Instructions

For the S.E.L activity students will be shown Wilbur giving different facial expressions. With this activity students will identify what emotion Wilbur is feeling. If students are older and ready for more of a challenge they can also identify which of the for emotional regulation zones each Wilbur is in.



Happy

Sad

Angry



Blue Zone

Sad

Happy

Angry



Happy

Sad

Angry



Green Zone

Happy

Sad

Angry



Nervous

Scared

Confused



Yellow Zone

Nervous

Scared

Confused



Nervous

Scared

Confused



Nervous

Scared

Confused



Additional worksheets and Activities

Link: [Charlottes Web Worksheets](#)



Brought to you by IVRT